

**SISTEMA DE PRESUPUESTO DISTRITAL - PREDIS
EJECUCION PRESUPUESTAL
SECRETARIA DE HACIENDA - DIRECCION DISTRITAL DE PRESUPUESTO
EJECUCION DE PRESUPUESTO RENTAS E INGRESOS**


11-08-2020

09:44

ENTIDAD:		218 - JARDÍN BOTÁNICO "JOSE CELESTINO MUTIS"		MES:		JULIO					
UNIDAD EJECUTORA:		01 - UNIDAD 01		VIGENCIA FISCAL:		2020					
RUBRO PRESUPUESTAL		PRESUPUESTO	MODIFICACIONES		PRESUPUESTO	RECAUDOS		EJECUCION PRESUP. %	SALDO POR RECAUDAR	RECURSOS RESERVAS	RECAUDO ACUMULADO RECURSOS RESERVAS
CODIGO.	NOMBRE	INICIAL	MES (+/-)	ACUMULADO	DEFINITIVO	MES	ACUMULADO	9 = 8 / 6	10 = 6 - 8	11	12 = 8 + 11
1	2	3	4	5	6 = 3 + 5	7	8				
2	INGRESOS	5,787,563,000.00	0.00	0.00	5,787,563,000.00	84,034.00	4,534,082,863.00	78.34	1,253,480,137.00	0.00	4,534,082,863.00
2-1	INGRESOS CORRIENTES	1,000,000,000.00	0.00	0.00	1,000,000,000.00	84,034.00	253,696,027.00	25.37	746,303,973.00	0.00	253,696,027.00
2-1-2	NO TRIBUTARIOS	1,000,000,000.00	0.00	0.00	1,000,000,000.00	84,034.00	253,696,027.00	25.37	746,303,973.00	0.00	253,696,027.00
2-1-2-05	Venta de bienes y servicios	1,000,000,000.00	0.00	0.00	1,000,000,000.00	84,034.00	253,696,027.00	25.37	746,303,973.00	0.00	253,696,027.00
2-1-2-05-01	Servicios para la comunidad, sociales y personas	1,000,000,000.00	0.00	0.00	1,000,000,000.00	84,034.00	253,696,027.00	25.37	746,303,973.00	0.00	253,696,027.00
2-1-2-05-01-01	Servicios de la administración pública y otros servicios prestados a la comunidad en general	1,000,000,000.00	0.00	0.00	1,000,000,000.00	84,034.00	253,696,027.00	25.37	746,303,973.00	0.00	253,696,027.00
2-1-2-05-01-01-0001	Servicios administrativos del Gobierno	1,000,000,000.00	0.00	0.00	1,000,000,000.00	84,034.00	253,696,027.00	25.37	746,303,973.00	0.00	253,696,027.00
2-1-2-05-01-01-0001-001	Servicios ejecutivos de la Administración Pública	1,000,000,000.00	0.00	0.00	1,000,000,000.00	84,034.00	253,696,027.00	25.37	746,303,973.00	0.00	253,696,027.00
2-4	RECURSOS DE CAPITAL	4,787,563,000.00	0.00	0.00	4,787,563,000.00	0.00	4,280,386,836.00	89.41	507,176,164.00	0.00	4,280,386,836.00
2-4-1	TRANSFERENCIAS DE CAPITAL	1,670,173,000.00	0.00	0.00	1,670,173,000.00	0.00	1,162,996,836.00	69.63	507,176,164.00	0.00	1,162,996,836.00
2-4-1-02	De Otras Entidades del Gobierno	1,670,173,000.00	0.00	0.00	1,670,173,000.00	0.00	1,162,996,836.00	69.63	507,176,164.00	0.00	1,162,996,836.00
2-4-1-02-02	Distrital	1,670,173,000.00	0.00	0.00	1,670,173,000.00	0.00	1,162,996,836.00	69.63	507,176,164.00	0.00	1,162,996,836.00
2-4-1-02-02-01	Convenios Entidades Distritales	1,670,173,000.00	0.00	0.00	1,670,173,000.00	0.00	1,162,996,836.00	69.63	507,176,164.00	0.00	1,162,996,836.00
2-4-3	RECURSOS DEL BALANCE	3,117,390,000.00	0.00	0.00	3,117,390,000.00	0.00	3,117,390,000.00	100.00	0.00	0.00	3,117,390,000.00
2-4-3-02	Superávit fiscal	2,660,719,000.00	0.00	0.00	2,660,719,000.00	0.00	2,660,719,000.00	100.00	0.00	0.00	2,660,719,000.00
2-4-3-02-02	Superávit fiscal de ingresos de destinación específica	2,660,719,000.00	0.00	-400,000,000.00	2,260,719,000.00	0.00	2,260,719,000.00	100.00	0.00	0.00	2,260,719,000.00
2-4-3-02-03	Superávit fiscal de ingresos de libre destinación	0.00	0.00	400,000,000.00	400,000,000.00	0.00	400,000,000.00	100.00	0.00	0.00	400,000,000.00
2-4-3-03	Superávit fiscal no incorporado de vigencias anteriores	456,671,000.00	0.00	0.00	456,671,000.00	0.00	456,671,000.00	100.00	0.00	0.00	456,671,000.00
2-4-3-03-03	Superávit fiscal no incorporado de ingresos de libre destinación	456,671,000.00	0.00	0.00	456,671,000.00	0.00	456,671,000.00	100.00	0.00	0.00	456,671,000.00
TOTAL RENTAS E INGRESOS		5,787,563,000.00	0.00	0.00	5,787,563,000.00	84,034.00	4,534,082,863.00	78.34	1,253,480,137.00	0.00	4,534,082,863.00

RUBRO PRESUPUESTAL		PRESUPUESTO	MODIFICACIONES		PRESUPUESTO	RECAUDOS		EJECUCION PRESUP. %	SALDO POR RECAUDAR	RECURSOS RESERVAS	RECAUDO ACUMULADO RECURSOS RESERVAS
CODIGO.	NOMBRE	INICIAL	MES (+/-)	ACUMULADO	DEFINITIVO	MES	ACUMULADO	9 = 8 / 6	10 = 6 - 8	11	12 = 8 + 11
1	2	3	4	5	6 = 3 + 5	7	8				
2-5-1	Aporte Ordinario	52,508,069,000.00	0.00	-4,917,397,899.00	47,590,671,101.00	1,795,467,742.00	7,796,087,407.00	16.38	39,794,583,694.00	0.00	7,796,087,407.00
2-5-1-01	Vigencia	52,508,069,000.00	0.00	-4,917,397,899.00	47,590,671,101.00	1,795,467,742.00	7,796,087,407.00	16.38	39,794,583,694.00	0.00	7,796,087,407.00
TOTAL TRANSFERENCIAS		52,508,069,000.00	0.00	-4,917,397,899.00	47,590,671,101.00	1,795,467,742.00	7,796,087,407.00	16.38	39,794,583,694.00	0.00	7,796,087,407.00
TOTAL RENTAS E INGRESOS		58,295,632,000.00	0.00	-4,917,397,899.00	53,378,234,101.00	1,795,551,776.00	12,330,170,270.00	23.10	41,048,063,831.00	0.00	12,330,170,270.00


ORLANDO RODRIGUEZ CARVAJAL
RESPONSABLE DEL PRESUPUESTO


MARTHA LILIANA PÉRDOMO RAMÍREZ
ORDENADOR DEL GASTO

EJECUCION PRESUPUESTO

INFORME DE EJECUCION DEL PRESUPUESTO DE GASTOS E INVERSIONES

ENTIDAD: 218 - JARDÍN BOTÁNICO "JOSE CELESTINO MUTIS"		MES: JULIO											
UNIDAD EJECUTORA: 01 - UNIDAD 01		VIGENCIA FISCAL: 2020											
RUBRO PRESUPUESTAL		APROPIACION					TOTAL COMPROMISOS		EJECUC. PRESUP. (11=10/8)	AUTORIZACION DE GIRO		EJEC. AUT.GIRO % (14=13/8)	
CODIGO	NOMBRE	INICIAL	MODIFICACIONES		VIGENTE	SUSPENSION	DISPONIBLE	MES		ACUMULADO	MES		ACUMULADO
1	2	3	MES 4	ACUMULADO 5	6=(3+5)	7	8=(6-7)	9	10	12	13		
3	GASTOS	58,295,632,000.00	0.00	-4,917,397,899.00	53,378,234,101.00	0.00	53,378,234,101.00	6,454,990,859.00	23,337,219,272.00	43.72	1,934,886,598.00	8,140,854,734.00	15.25
3-1	GASTOS DE FUNCIONAMIENTO	8,153,094,000.00	0.00	-229,767,299.00	7,923,326,701.00	0.00	7,923,326,701.00	302,327,093.00	4,021,323,311.00	50.75	324,435,275.00	3,066,933,119.00	38.71
3-1-1	Gastos de personal	5,853,094,000.00	0.00	0.00	5,853,094,000.00	0.00	5,853,094,000.00	262,392,020.00	2,691,581,344.00	45.99	262,392,020.00	2,691,581,344.00	45.99
3-1-1-01	Planta de personal permanente	5,853,094,000.00	0.00	0.00	5,853,094,000.00	0.00	5,853,094,000.00	262,392,020.00	2,691,581,344.00	45.99	262,392,020.00	2,691,581,344.00	45.99
3-1-1-01-01	Factores constitutivos de salario	4,228,920,000.00	0.00	0.00	4,228,920,000.00	0.00	4,228,920,000.00	252,373,865.00	2,041,567,694.00	48.28	252,373,865.00	2,041,567,694.00	48.28
3-1-1-01-01-01	Factores salariales comunes	3,177,313,000.00	0.00	0.00	3,177,313,000.00	0.00	3,177,313,000.00	202,147,434.00	1,419,019,285.00	44.66	202,147,434.00	1,419,019,285.00	44.66
3-1-1-01-01-01-0001	Sueldo básico	2,222,102,000.00	0.00	-30,000,000.00	2,192,102,000.00	0.00	2,192,102,000.00	162,191,130.00	1,109,315,413.00	50.61	162,191,130.00	1,109,315,413.00	50.61
3-1-1-01-01-01-0003	Auxilio de incapacidad	0.00	0.00	30,000,000.00	30,000,000.00	0.00	30,000,000.00	0.00	0.00	0.00	0.00	0.00	0.00
3-1-1-01-01-01-0004	Gastos de representación	273,403,000.00	0.00	0.00	273,403,000.00	0.00	273,403,000.00	21,827,650.00	152,464,604.00	55.77	21,827,650.00	152,464,604.00	55.77
3-1-1-01-01-01-0005	Horas Extras, Dominicales, Festivos, Recargo Nocturno y Trabajo Suplementario	99,913,000.00	0.00	0.00	99,913,000.00	0.00	99,913,000.00	2,247,290.00	20,527,070.00	20.54	2,247,290.00	20,527,070.00	20.54
3-1-1-01-01-01-0006	Auxilio de transporte	19,472,000.00	0.00	0.00	19,472,000.00	0.00	19,472,000.00	1,645,664.00	10,731,488.00	55.11	1,645,664.00	10,731,488.00	55.11
3-1-1-01-01-01-0007	Subsidio de alimentación	12,608,000.00	0.00	0.00	12,608,000.00	0.00	12,608,000.00	1,006,048.00	6,553,984.00	51.98	1,006,048.00	6,553,984.00	51.98
3-1-1-01-01-01-0008	Bonificación por servicios prestados	79,341,000.00	0.00	0.00	79,341,000.00	0.00	79,341,000.00	4,263,693.00	27,702,358.00	34.92	4,263,693.00	27,702,358.00	34.92
3-1-1-01-01-01-0010	Prima de navidad	317,889,000.00	0.00	0.00	317,889,000.00	0.00	317,889,000.00	5,211,804.00	11,882,818.00	3.74	5,211,804.00	11,882,818.00	3.74
3-1-1-01-01-01-0011	Prima de vacaciones	152,585,000.00	0.00	0.00	152,585,000.00	0.00	152,585,000.00	3,754,155.00	79,841,550.00	52.33	3,754,155.00	79,841,550.00	52.33
3-1-1-01-01-02	Factores salariales especiales	1,051,607,000.00	0.00	0.00	1,051,607,000.00	0.00	1,051,607,000.00	50,226,431.00	622,548,409.00	59.20	50,226,431.00	622,548,409.00	59.20
3-1-1-01-01-02-0001	Prima de antigüedad	76,198,000.00	0.00	0.00	76,198,000.00	0.00	76,198,000.00	5,252,138.00	34,311,575.00	45.03	5,252,138.00	34,311,575.00	45.03
3-1-1-01-01-02-0002	Prima Técnica	616,098,000.00	0.00	0.00	616,098,000.00	0.00	616,098,000.00	44,974,293.00	306,371,209.00	49.73	44,974,293.00	306,371,209.00	49.73
3-1-1-01-01-02-0003	Prima Semestral	359,311,000.00	0.00	0.00	359,311,000.00	0.00	359,311,000.00	0.00	281,865,625.00	78.45	0.00	281,865,625.00	78.45
3-1-1-01-02	Contribuciones inherentes a la nómina	1,470,801,000.00	0.00	0.00	1,470,801,000.00	0.00	1,470,801,000.00	5,726,937.00	513,984,439.00	34.95	5,726,937.00	513,984,439.00	34.95
3-1-1-01-02-01	Aportes a la seguridad social en pensiones	404,480,000.00	0.00	0.00	404,480,000.00	0.00	404,480,000.00	0.00	162,358,650.00	40.14	0.00	162,358,650.00	40.14
3-1-1-01-02-01-0001	Aportes a la seguridad social en pensiones públicas	286,367,000.00	0.00	0.00	286,367,000.00	0.00	286,367,000.00	0.00	125,297,860.00	43.75	0.00	125,297,860.00	43.75
3-1-1-01-02-01-0002	Aportes a la seguridad social en pensiones privadas	118,113,000.00	0.00	0.00	118,113,000.00	0.00	118,113,000.00	0.00	37,060,790.00	31.38	0.00	37,060,790.00	31.38
3-1-1-01-02-02	Aportes a la seguridad social en salud	286,509,000.00	0.00	0.00	286,509,000.00	0.00	286,509,000.00	0.00	121,668,550.00	42.47	0.00	121,668,550.00	42.47
3-1-1-01-02-02-0002	Aportes a la seguridad social en salud privada	286,509,000.00	0.00	0.00	286,509,000.00	0.00	286,509,000.00	0.00	121,668,550.00	42.47	0.00	121,668,550.00	42.47
3-1-1-01-02-03	Aportes de cesantías	395,032,000.00	0.00	0.00	395,032,000.00	0.00	395,032,000.00	5,726,937.00	44,556,739.00	11.28	5,726,937.00	44,556,739.00	11.28
3-1-1-01-02-03-0001	Aportes de cesantías a fondos públicos	365,148,000.00	0.00	0.00	365,148,000.00	0.00	365,148,000.00	5,726,937.00	44,556,739.00	12.20	5,726,937.00	44,556,739.00	12.20
3-1-1-01-02-03-0002	Aportes de cesantías a fondos privados	29,884,000.00	0.00	0.00	29,884,000.00	0.00	29,884,000.00	0.00	0.00	0.00	0.00	0.00	0.00
3-1-1-01-02-04	Aportes a cajas de compensación familiar	155,798,000.00	0.00	0.00	155,798,000.00	0.00	155,798,000.00	0.00	74,745,600.00	47.98	0.00	74,745,600.00	47.98
3-1-1-01-02-04-0001	Compensar	155,798,000.00	0.00	0.00	155,798,000.00	0.00	155,798,000.00	0.00	74,745,600.00	47.98	0.00	74,745,600.00	47.98
3-1-1-01-02-05	Aportes generales al sistema de riesgos laborales	34,212,000.00	0.00	0.00	34,212,000.00	0.00	34,212,000.00	0.00	17,212,800.00	50.31	0.00	17,212,800.00	50.31
3-1-1-01-02-05-0002	Aportes generales al sistema de riesgos laborales privados	34,212,000.00	0.00	0.00	34,212,000.00	0.00	34,212,000.00	0.00	17,212,800.00	50.31	0.00	17,212,800.00	50.31

EJECUCION PRESUPUESTO

INFORME DE EJECUCION DEL PRESUPUESTO DE GASTOS E INVERSIONES

ENTIDAD: 218 - JARDÍN BOTÁNICO "JOSE CELESTINO MUTIS"		MES: JULIO											
UNIDAD EJECUTORA: 01 - UNIDAD 01		VIGENCIA FISCAL: 2020											
RUBRO PRESUPUESTAL		APROPIACION						TOTAL COMPROMISOS		EJECUC. PRESUP. (11=10/8)	AUTORIZACION DE GIRO		EJEC. AUT.GIRO % (14=13/8)
CODIGO	NOMBRE	INICIAL	MODIFICACIONES		VIGENTE	SUSPENSION	DISPONIBLE	MES	ACUMULADO		MES	ACUMULADO	
1	2	3	MES	ACUMULADO	6=(3+5)	7	8=(6-7)	9	10	12	13		
3-1-1-01-02-06	Aportes al ICBF	116,862,000.00	0.00	0.00	116,862,000.00	0.00	116,862,000.00	0.00	56,061,100.00	47.97	0.00	56,061,100.00	47.97
3-1-1-01-02-06-0001	Aportes al ICBF de funcionarios	116,862,000.00	0.00	0.00	116,862,000.00	0.00	116,862,000.00	0.00	56,061,100.00	47.97	0.00	56,061,100.00	47.97
3-1-1-01-02-07	Aportes al SENA	77,908,000.00	0.00	0.00	77,908,000.00	0.00	77,908,000.00	0.00	37,381,000.00	47.98	0.00	37,381,000.00	47.98
3-1-1-01-02-07-0001	Aportes al SENA de funcionarios	77,908,000.00	0.00	0.00	77,908,000.00	0.00	77,908,000.00	0.00	37,381,000.00	47.98	0.00	37,381,000.00	47.98
3-1-1-01-03	Remuneraciones no constitutivas de factor salarial	153,373,000.00	0.00	0.00	153,373,000.00	0.00	153,373,000.00	4,291,218.00	136,029,211.00	88.69	4,291,218.00	136,029,211.00	88.69
3-1-1-01-03-01	Indemnización por vacaciones	96,261,000.00	0.00	0.00	96,261,000.00	0.00	96,261,000.00	3,747,814.00	92,052,729.00	95.63	3,747,814.00	92,052,729.00	95.63
3-1-1-01-03-02	Bonificación por recreación	12,347,000.00	0.00	0.00	12,347,000.00	0.00	12,347,000.00	304,575.00	5,918,621.00	47.94	304,575.00	5,918,621.00	47.94
3-1-1-01-03-05	Reconocimiento por permanencia en el servicio público - Bogotá D.C.	41,184,000.00	0.00	0.00	41,184,000.00	0.00	41,184,000.00	0.00	36,367,255.00	88.30	0.00	36,367,255.00	88.30
3-1-1-01-03-06	Prima Secretarial	3,581,000.00	0.00	0.00	3,581,000.00	0.00	3,581,000.00	238,829.00	1,690,606.00	47.21	238,829.00	1,690,606.00	47.21
3-1-2	Adquisición de bienes y servicios	2,297,673,000.00	0.00	-229,767,299.00	2,067,905,701.00	0.00	2,067,905,701.00	39,935,073.00	1,329,741,967.00	64.30	62,043,255.00	375,351,775.00	18.15
3-1-2-01	Adquisición de activos no financieros	13,000,000.00	0.00	0.00	13,000,000.00	0.00	13,000,000.00	0.00	0.00	0.00	0.00	0.00	0.00
3-1-2-01-01	Activos fijos	13,000,000.00	0.00	0.00	13,000,000.00	0.00	13,000,000.00	0.00	0.00	0.00	0.00	0.00	0.00
3-1-2-01-01-01	Maquinaria y equipo	13,000,000.00	0.00	0.00	13,000,000.00	0.00	13,000,000.00	0.00	0.00	0.00	0.00	0.00	0.00
3-1-2-01-01-01-0003	Maquinaria para uso general	5,000,000.00	0.00	0.00	5,000,000.00	0.00	5,000,000.00	0.00	0.00	0.00	0.00	0.00	0.00
3-1-2-01-01-01-0006	Maquinaria y aparatos eléctricos	3,000,000.00	0.00	0.00	3,000,000.00	0.00	3,000,000.00	0.00	0.00	0.00	0.00	0.00	0.00
3-1-2-01-01-01-0009	Equipo de transporte (partes, piezas y accesorios)	5,000,000.00	0.00	0.00	5,000,000.00	0.00	5,000,000.00	0.00	0.00	0.00	0.00	0.00	0.00
3-1-2-02	Adquisiciones diferentes de activos no financieros	2,284,673,000.00	0.00	-229,767,299.00	2,054,905,701.00	0.00	2,054,905,701.00	39,935,073.00	1,329,741,967.00	64.71	62,043,255.00	375,351,775.00	18.27
3-1-2-02-01	Materiales y suministros	71,450,000.00	0.00	-12,814,481.00	58,635,519.00	0.00	58,635,519.00	0.00	4,253,950.00	7.25	0.00	353,950.00	0.60
3-1-2-02-01-01	Productos alimenticios, bebidas y tabaco; textiles, prendas de vestir y productos de cuero	8,900,000.00	0.00	-1,918,400.00	6,981,600.00	0.00	6,981,600.00	0.00	0.00	0.00	0.00	0.00	0.00
3-1-2-02-01-01-0006	Dotación (prendas de vestir y calzado)	8,900,000.00	0.00	-1,918,400.00	6,981,600.00	0.00	6,981,600.00	0.00	0.00	0.00	0.00	0.00	0.00
3-1-2-02-01-02	Otros bienes transportables (excepto productos metálicos, maquinaria y equipo)	58,550,000.00	0.00	-10,896,081.00	47,653,919.00	0.00	47,653,919.00	0.00	4,253,950.00	8.93	0.00	353,950.00	0.74
3-1-2-02-01-02-0002	Pasta o pulpa, papel y productos de papel; impresos y artículos relacionados	12,000,000.00	0.00	-1,939,955.00	10,060,045.00	0.00	10,060,045.00	0.00	0.00	0.00	0.00	0.00	0.00
3-1-2-02-01-02-0003	Productos de hornos de coque, de refinación de petróleo y combustible	30,050,000.00	0.00	-6,261,744.00	23,788,256.00	0.00	23,788,256.00	0.00	3,900,000.00	16.39	0.00	0.00	0.00
3-1-2-02-01-02-0005	Otros productos químicos; fibras artificiales (o fibras industriales hechas por el hombre)	12,500,000.00	0.00	-2,263,281.00	10,236,719.00	0.00	10,236,719.00	0.00	243,950.00	2.38	0.00	243,950.00	2.38
3-1-2-02-01-02-0006	Productos de caucho y plástico	4,000,000.00	0.00	-431,101.00	3,568,899.00	0.00	3,568,899.00	0.00	110,000.00	3.08	0.00	110,000.00	3.08
3-1-2-02-01-03	Productos metálicos	4,000,000.00	0.00	0.00	4,000,000.00	0.00	4,000,000.00	0.00	0.00	0.00	0.00	0.00	0.00
3-1-2-02-01-03-0001	Metales básicos	2,000,000.00	0.00	0.00	2,000,000.00	0.00	2,000,000.00	0.00	0.00	0.00	0.00	0.00	0.00
3-1-2-02-01-03-0002	Productos metálicos elaborados (excepto maquinaria y equipo)	2,000,000.00	0.00	0.00	2,000,000.00	0.00	2,000,000.00	0.00	0.00	0.00	0.00	0.00	0.00
3-1-2-02-02	Adquisición de servicios	2,213,223,000.00	0.00	-216,952,818.00	1,996,270,182.00	0.00	1,996,270,182.00	39,935,073.00	1,325,488,017.00	66.40	62,043,255.00	374,997,825.00	18.78

EJECUCION PRESUPUESTO

INFORME DE EJECUCION DEL PRESUPUESTO DE GASTOS E INVERSIONES

ENTIDAD: 218 - JARDÍN BOTÁNICO "JOSE CELESTINO MUTIS"		MES: JULIO											
UNIDAD EJECUTORA: 01 - UNIDAD 01		VIGENCIA FISCAL: 2020											
RUBRO PRESUPUESTAL		APROPIACION						TOTAL COMPROMISOS		EJECUC. PRESUP. (11=10/8)	AUTORIZACION DE GIRO		EJEC. AUT. GIRO % (14=13/8)
CODIGO 1	NOMBRE 2	INICIAL 3	MODIFICACIONES		VIGENTE 6=(3+5)	SUSPENSION 7	DISPONIBLE 8=(6-7)	MES 9	ACUMULADO 10		MES 12	ACUMULADO 13	
			MES 4	ACUMULADO 5									
3-1-2-02-02-01	Servicios de venta y de distribución; alojamiento; servicios de suministro de comidas y bebidas; servicios de transporte; y servicios de distribución de electricidad, gas y agua	39,000,000.00	0.00	-8,190,922.00	30,809,078.00	0.00	30,809,078.00	0.00	0.00	0.00	0.00	0.00	
3-1-2-02-02-01-0005	Servicios de parqueaderos	1,000,000.00	0.00	0.00	1,000,000.00	0.00	1,000,000.00	0.00	0.00	0.00	0.00	0.00	
3-1-2-02-02-01-0006	Servicios postales y de mensajería	38,000,000.00	0.00	-8,190,922.00	29,809,078.00	0.00	29,809,078.00	0.00	0.00	0.00	0.00	0.00	
3-1-2-02-02-01-0006-001	Servicios de mensajería	38,000,000.00	0.00	-8,190,922.00	29,809,078.00	0.00	29,809,078.00	0.00	0.00	0.00	0.00	0.00	
3-1-2-02-02-02	Servicios financieros y servicios conexos, servicios inmobiliarios y servicios de leasing	270,598,000.00	0.00	-89,827,555.00	180,770,445.00	0.00	180,770,445.00	0.00	0.00	0.00	0.00	0.00	
3-1-2-02-02-02-0001	Servicios financieros y servicios conexos	270,598,000.00	0.00	-89,827,555.00	180,770,445.00	0.00	180,770,445.00	0.00	0.00	0.00	0.00	0.00	
3-1-2-02-02-02-0001-007	Servicios de seguros de vehículos automotores	26,872,000.00	0.00	-5,792,275.00	21,079,725.00	0.00	21,079,725.00	0.00	0.00	0.00	0.00	0.00	
3-1-2-02-02-02-0001-008	Servicios de seguros contra incendio, terremoto o sustracción	128,880,000.00	0.00	-59,280,159.00	69,599,841.00	0.00	69,599,841.00	0.00	0.00	0.00	0.00	0.00	
3-1-2-02-02-02-0001-009	Servicios de seguros generales de responsabilidad civil	73,338,000.00	0.00	-15,808,048.00	57,529,952.00	0.00	57,529,952.00	0.00	0.00	0.00	0.00	0.00	
3-1-2-02-02-02-0001-010	Servicios de seguro obligatorio de accidentes de tránsito (SOAT)	1,492,000.00	0.00	-321,601.00	1,170,399.00	0.00	1,170,399.00	0.00	0.00	0.00	0.00	0.00	
3-1-2-02-02-02-0001-012	Otros servicios de seguros distintos de los seguros de vida n.c.p.	40,016,000.00	0.00	-8,625,472.00	31,390,528.00	0.00	31,390,528.00	0.00	0.00	0.00	0.00	0.00	
3-1-2-02-02-03	Servicios prestados a las empresas y servicios de producción	1,160,625,000.00	0.00	8,462,929.00	1,169,087,929.00	0.00	1,169,087,929.00	18,753,112.00	1,072,982,637.00	91.78	40,861,294.00	122,492,445.00	
3-1-2-02-02-03-0002	Servicios jurídicos y contables	1,000,000.00	0.00	0.00	1,000,000.00	0.00	1,000,000.00	0.00	380,000.00	38.00	0.00	380,000.00	
3-1-2-02-02-03-0002-001	Servicios de documentación y certificación jurídica	1,000,000.00	0.00	0.00	1,000,000.00	0.00	1,000,000.00	0.00	380,000.00	38.00	0.00	380,000.00	
3-1-2-02-02-03-0003	Otros servicios profesionales, científicos y técnicos	9,000,000.00	0.00	29,749,256.00	38,749,256.00	0.00	38,749,256.00	0.00	0.00	0.00	0.00	0.00	
3-1-2-02-02-03-0003-001	Servicios de consultoría en administración y servicios de gestión; servicios de tecnología de la información	0.00	0.00	32,377,803.00	32,377,803.00	0.00	32,377,803.00	0.00	0.00	0.00	0.00	0.00	
3-1-2-02-02-03-0003-007	Servicios de ingeniería	5,000,000.00	0.00	-1,766,345.00	3,233,655.00	0.00	3,233,655.00	0.00	0.00	0.00	0.00	0.00	
3-1-2-02-02-03-0003-010	Servicios de publicidad y el suministro de espacio o tiempo publicitarios	4,000,000.00	0.00	-862,202.00	3,137,798.00	0.00	3,137,798.00	0.00	0.00	0.00	0.00	0.00	
3-1-2-02-02-03-0004	Servicios de telecomunicaciones, transmisión y suministro de información	95,000,000.00	0.00	-15,943,906.00	79,056,094.00	0.00	79,056,094.00	18,753,112.00	47,046,262.00	59.51	18,753,112.00	47,046,262.00	
3-1-2-02-02-03-0004-001	Servicios de telefonía fija	82,000,000.00	0.00	-13,745,288.00	68,254,712.00	0.00	68,254,712.00	18,252,870.00	42,568,890.00	62.37	18,252,870.00	42,568,890.00	
3-1-2-02-02-03-0004-002	Servicios de telecomunicaciones móviles	13,000,000.00	0.00	-2,198,618.00	10,801,382.00	0.00	10,801,382.00	500,242.00	4,477,372.00	41.45	500,242.00	4,477,372.00	
3-1-2-02-02-03-0005	Servicios de soporte	1,025,625,000.00	0.00	-384,758.00	1,025,240,242.00	0.00	1,025,240,242.00	0.00	1,023,840,000.00	99.86	22,108,182.00	73,349,808.00	
3-1-2-02-02-03-0005-001	Servicios de protección (guardas de seguridad)	900,000,000.00	0.00	0.00	900,000,000.00	0.00	900,000,000.00	0.00	900,000,000.00	100.00	0.00	0.00	
3-1-2-02-02-03-0005-002	Servicios de limpieza general	123,840,000.00	0.00	0.00	123,840,000.00	0.00	123,840,000.00	0.00	123,840,000.00	100.00	22,108,182.00	73,349,808.00	
3-1-2-02-02-03-0005-003	Servicios de copia y reproducción	1,785,000.00	0.00	-384,758.00	1,400,242.00	0.00	1,400,242.00	0.00	0.00	0.00	0.00	0.00	

EJECUCION PRESUPUESTO

INFORME DE EJECUCION DEL PRESUPUESTO DE GASTOS E INVERSIONES

ENTIDAD: 218 - JARDÍN BOTÁNICO "JOSE CELESTINO MUTIS"		MES: JULIO											
UNIDAD EJECUTORA: 01 - UNIDAD 01		VIGENCIA FISCAL: 2020											
RUBRO PRESUPUESTAL		APROPIACION						TOTAL COMPROMISOS		EJECUC. PRESUP. (11=10/8)	AUTORIZACION DE GIRO		EJEC. AUT. GIRO % (14=13/8)
CODIGO	NOMBRE	INICIAL	MODIFICACIONES		VIGENTE	SUSPENSION	DISPONIBLE	MES	ACUMULADO		MES	ACUMULADO	
1	2	3	MES 4	ACUMULADO 5	6=(3+5)	7	8=(6-7)	9	10	12	13		
3-1-2-02-02-03-0006	Servicios de mantenimiento, reparación e instalación (excepto servicios de construcción)	30,000,000.00	0.00	-4,957,663.00	25,042,337.00	0.00	25,042,337.00	0.00	1,716,375.00	6.85	0.00	1,716,375.00	6.85
3-1-2-02-02-03-0006-004	Servicios de mantenimiento y reparación de maquinaria y equipo de transporte	25,000,000.00	0.00	-4,957,663.00	20,042,337.00	0.00	20,042,337.00	0.00	0.00	0.00	0.00	0.00	0.00
3-1-2-02-02-03-0006-005	Servicios de mantenimiento y reparación de otra maquinaria y otro equipo	5,000,000.00	0.00	0.00	5,000,000.00	0.00	5,000,000.00	0.00	1,716,375.00	34.33	0.00	1,716,375.00	34.33
3-1-2-02-02-04	Servicios administrativos del Gobierno	600,000,000.00	0.00	-97,381,421.00	502,618,579.00	0.00	502,618,579.00	14,615,606.00	236,562,410.00	47.07	14,615,606.00	236,562,410.00	47.07
3-1-2-02-02-04-0001	Otros servicios públicos generales del Gobierno n.c.p.	600,000,000.00	0.00	-97,381,421.00	502,618,579.00	0.00	502,618,579.00	14,615,606.00	236,562,410.00	47.07	14,615,606.00	236,562,410.00	47.07
3-1-2-02-02-04-0001-001	Energía	250,000,000.00	0.00	-39,408,690.00	210,591,310.00	0.00	210,591,310.00	13,980,620.00	128,700,780.00	61.11	13,980,620.00	128,700,780.00	61.11
3-1-2-02-02-04-0001-002	Acueducto y alcantarillado	250,000,000.00	0.00	-36,630,602.00	213,369,398.00	0.00	213,369,398.00	431,346.00	105,293,862.00	49.35	431,346.00	105,293,862.00	49.35
3-1-2-02-02-04-0001-003	Aseo	100,000,000.00	0.00	-21,342,129.00	78,657,871.00	0.00	78,657,871.00	203,640.00	2,567,768.00	3.26	203,640.00	2,567,768.00	3.26
3-1-2-02-02-05	Viáticos y gastos de viaje	10,000,000.00	0.00	-2,155,506.00	7,844,494.00	0.00	7,844,494.00	0.00	0.00	0.00	0.00	0.00	0.00
3-1-2-02-02-06	Capacitación	14,000,000.00	0.00	-3,017,708.00	10,982,292.00	0.00	10,982,292.00	0.00	0.00	0.00	0.00	0.00	0.00
3-1-2-02-02-07	Bienestar e incentivos	84,000,000.00	0.00	-17,298,365.00	66,701,635.00	0.00	66,701,635.00	6,566,355.00	15,942,970.00	23.90	6,566,355.00	15,942,970.00	23.90
3-1-2-02-02-08	Salud Ocupacional	35,000,000.00	0.00	-7,544,270.00	27,455,730.00	0.00	27,455,730.00	0.00	0.00	0.00	0.00	0.00	0.00
3-1-3	Gastos diversos	2,327,000.00	0.00	0.00	2,327,000.00	0.00	2,327,000.00	0.00	0.00	0.00	0.00	0.00	0.00
3-1-3-01	Impuestos	1,300,000.00	0.00	0.00	1,300,000.00	0.00	1,300,000.00	0.00	0.00	0.00	0.00	0.00	0.00
3-1-3-01-03	Impuesto de vehículos	1,300,000.00	0.00	0.00	1,300,000.00	0.00	1,300,000.00	0.00	0.00	0.00	0.00	0.00	0.00
3-1-3-04	Multas y sanciones	1,027,000.00	0.00	0.00	1,027,000.00	0.00	1,027,000.00	0.00	0.00	0.00	0.00	0.00	0.00
3-3	INVERSIÓN	50,142,538,000.00	0.00	-4,687,630,600.00	45,454,907,400.00	0.00	45,454,907,400.00	6,152,663,766.00	19,315,895,961.00	42.49	1,610,451,323.00	5,073,921,615.00	11.16
3-3-1	DIRECTA	50,142,538,000.00	0.00	-4,687,630,600.00	45,454,907,400.00	0.00	45,454,907,400.00	6,152,663,766.00	19,315,895,961.00	42.49	1,610,451,323.00	5,073,921,615.00	11.16
3-3-1-15	Bogotá Mejor Para Todos	50,142,538,000.00	-32,291,675,205.00	-36,979,305,805.00	13,163,232,195.00	0.00	13,163,232,195.00	0.00	13,163,232,195.00	100.00	1,609,700,315.00	5,073,170,607.00	38.54
3-3-1-15-06	Eje transversal Sostenibilidad ambiental basada en la eficiencia energética	34,781,808,000.00	-23,607,239,633.00	-26,758,870,233.00	8,022,937,767.00	0.00	8,022,937,767.00	0.00	8,022,937,767.00	100.00	993,514,373.00	3,328,831,690.00	41.49
3-3-1-15-06-38	Recuperación y manejo de la Estructura Ecológica Principal	5,021,643,000.00	-2,910,701,384.00	-3,412,865,684.00	1,608,777,316.00	0.00	1,608,777,316.00	0.00	1,608,777,316.00	100.00	271,171,599.00	777,433,921.00	48.32
3-3-1-15-06-38-1121	Investigación para la conservación de los ecosistemas y la flora de Bogotá D. C. y la región	5,021,643,000.00	-2,910,701,384.00	-3,412,865,684.00	1,608,777,316.00	0.00	1,608,777,316.00	0.00	1,608,777,316.00	100.00	271,171,599.00	777,433,921.00	48.32
3-3-1-15-06-38-1121-177	Consolidación de la Estructura Ecológica Principal	5,021,643,000.00	-2,910,701,384.00	-3,412,865,684.00	1,608,777,316.00	0.00	1,608,777,316.00	0.00	1,608,777,316.00	100.00	271,171,599.00	777,433,921.00	48.32
3-3-1-15-06-39	Ambiente sano para la equidad y disfrute del ciudadano	29,760,165,000.00	-20,696,538,249.00	-23,346,004,549.00	6,414,160,451.00	0.00	6,414,160,451.00	0.00	6,414,160,451.00	100.00	722,342,774.00	2,551,397,769.00	39.78
3-3-1-15-06-39-1119	Planificación y gestión del paisaje sobre la malla verde urbana	25,213,502,000.00	-18,849,079,304.00	-21,043,879,304.00	4,169,622,696.00	0.00	4,169,622,696.00	0.00	4,169,622,696.00	100.00	453,821,797.00	1,623,334,743.00	38.93
3-3-1-15-06-39-1119-179	Ambiente sano	25,213,502,000.00	-18,849,079,304.00	-21,043,879,304.00	4,169,622,696.00	0.00	4,169,622,696.00	0.00	4,169,622,696.00	100.00	453,821,797.00	1,623,334,743.00	38.93
3-3-1-15-06-39-1124	Educación y participación en una Bogotá para todos	3,746,663,000.00	-1,609,063,345.00	-1,983,729,645.00	1,762,933,355.00	0.00	1,762,933,355.00	0.00	1,762,933,355.00	100.00	214,898,011.00	714,739,527.00	40.54
3-3-1-15-06-39-1124-179	Ambiente sano	3,746,663,000.00	-1,609,063,345.00	-1,983,729,645.00	1,762,933,355.00	0.00	1,762,933,355.00	0.00	1,762,933,355.00	100.00	214,898,011.00	714,739,527.00	40.54
3-3-1-15-06-39-1139	Comunicación educativa, una herramienta para promover la cultura ambiental en Bogotá desde el Jardín Botánico José Celestino Mutis	800,000,000.00	-238,395,600.00	-318,395,600.00	481,604,400.00	0.00	481,604,400.00	0.00	481,604,400.00	100.00	53,622,966.00	213,323,499.00	44.29
3-3-1-15-06-39-1139-179	Ambiente sano	800,000,000.00	-238,395,600.00	-318,395,600.00	481,604,400.00	0.00	481,604,400.00	0.00	481,604,400.00	100.00	53,622,966.00	213,323,499.00	44.29

EJECUCION PRESUPUESTO

INFORME DE EJECUCION DEL PRESUPUESTO DE GASTOS E INVERSIONES

ENTIDAD: 218 - JARDÍN BOTÁNICO "JOSE CELESTINO MUTIS"		MES: JULIO											
UNIDAD EJECUTORA: 01 - UNIDAD 01		VIGENCIA FISCAL: 2020											
RUBRO PRESUPUESTAL		APROPIACION						TOTAL COMPROMISOS		EJECUC. PRESUP. (11=10/8)	AUTORIZACION DE GIRO		EJEC. AUT.GIRO % (14=13/8)
CODIGO	NOMBRE	INICIAL	MODIFICACIONES		VIGENTE	SUSPENSION	DISPONIBLE	MES	ACUMULADO		MES	ACUMULADO	
1	2	3	MES	ACUMULADO	6=(3+5)	7	8=(6-7)	9	10	12	13		
3-3-1-15-07	Eje transversal Gobierno legítimo, fortalecimiento local y eficiencia	15,360,730,000.00	-8,684,435,572.00	-10,220,435,572.00	5,140,294,428.00	0.00	5,140,294,428.00	0.00	5,140,294,428.00	100.00	616,185,942.00	1,744,338,917.00	33.93
3-3-1-15-07-42	Transparencia, gestión pública y servicio a la ciudadanía	15,360,730,000.00	-8,684,435,572.00	-10,220,435,572.00	5,140,294,428.00	0.00	5,140,294,428.00	0.00	5,140,294,428.00	100.00	616,185,942.00	1,744,338,917.00	33.93
3-3-1-15-07-42-0315	Fortalecimiento Institucional por un Jardín Botánico mejor para todos	15,360,730,000.00	-8,684,435,572.00	-10,220,435,572.00	5,140,294,428.00	0.00	5,140,294,428.00	0.00	5,140,294,428.00	100.00	616,185,942.00	1,744,338,917.00	33.93
3-3-1-15-07-42-0315-185	Fortalecimiento a la gestión pública efectiva y eficiente	15,360,730,000.00	-8,684,435,572.00	-10,220,435,572.00	5,140,294,428.00	0.00	5,140,294,428.00	0.00	5,140,294,428.00	100.00	616,185,942.00	1,744,338,917.00	33.93
3-3-1-16	Un Nuevo Contrato Social y Ambiental para la Bogotá del Siglo XXI	0.00	32,291,675,205.00	32,291,675,205.00	32,291,675,205.00	0.00	32,291,675,205.00	6,152,663,766.00	6,152,663,766.00	19.05	751,008.00	751,008.00	0.00
3-3-1-16-01	Hacer un nuevo contrato social con igualdad de oportunidades para la inclusión social, productiva y política	0.00	5,785,000,000.00	5,785,000,000.00	5,785,000,000.00	0.00	5,785,000,000.00	507,507,709.00	507,507,709.00	8.77	0.00	0.00	0.00
3-3-1-16-01-22	Transformación cultural para la conciencia ambiental y el cuidado de la fauna doméstica	0.00	2,485,000,000.00	2,485,000,000.00	2,485,000,000.00	0.00	2,485,000,000.00	248,760,000.00	248,760,000.00	10.01	0.00	0.00	0.00
3-3-1-16-01-22-7666	Fortalecimiento de la educación y la participación para la promoción de la cultura ambiental en el Jardín Botánico de Bogotá	0.00	2,485,000,000.00	2,485,000,000.00	2,485,000,000.00	0.00	2,485,000,000.00	248,760,000.00	248,760,000.00	10.01	0.00	0.00	0.00
3-3-1-16-01-24	Bogotá región emprendedora e innovadora	0.00	3,300,000,000.00	3,300,000,000.00	3,300,000,000.00	0.00	3,300,000,000.00	258,747,709.00	258,747,709.00	7.84	0.00	0.00	0.00
3-3-1-16-01-24-7681	Fortalecimiento de la agricultura urbana y periurbana en las localidades urbanas de Bogotá	0.00	3,300,000,000.00	3,300,000,000.00	3,300,000,000.00	0.00	3,300,000,000.00	258,747,709.00	258,747,709.00	7.84	0.00	0.00	0.00
3-3-1-16-02	Cambiar nuestros hábitos de vida para reverdecer a Bogotá y adaptarnos y mitigar la crisis climática	0.00	19,992,000,000.00	19,992,000,000.00	19,992,000,000.00	0.00	19,992,000,000.00	5,283,639,616.00	5,283,639,616.00	26.43	734,272.00	734,272.00	0.00
3-3-1-16-02-28	Bogotá protectora de sus recursos naturales	0.00	1,875,000,000.00	1,875,000,000.00	1,875,000,000.00	0.00	1,875,000,000.00	73,260,000.00	73,260,000.00	3.91	0.00	0.00	0.00
3-3-1-16-02-28-7651	Conservación de la diversidad florística de Colombia en el Tropicario del Jardín Botánico Bogotá	0.00	1,875,000,000.00	1,875,000,000.00	1,875,000,000.00	0.00	1,875,000,000.00	73,260,000.00	73,260,000.00	3.91	0.00	0.00	0.00
3-3-1-16-02-33	Más árboles y más y mejor espacio público	0.00	18,117,000,000.00	18,117,000,000.00	18,117,000,000.00	0.00	18,117,000,000.00	5,210,379,616.00	5,210,379,616.00	28.76	734,272.00	734,272.00	0.00
3-3-1-16-02-33-7677	Mejoramiento, planificación y gestión de las coberturas vegetales del Distrito Capital y la ciudad región, para reverdecer a Bogotá	0.00	18,117,000,000.00	18,117,000,000.00	18,117,000,000.00	0.00	18,117,000,000.00	5,210,379,616.00	5,210,379,616.00	28.76	734,272.00	734,272.00	0.00
3-3-1-16-05	Construir Bogotá Región con gobierno abierto, transparente y ciudadanía consciente	0.00	6,514,675,205.00	6,514,675,205.00	6,514,675,205.00	0.00	6,514,675,205.00	361,516,441.00	361,516,441.00	5.55	16,736.00	16,736.00	0.00
3-3-1-16-05-53	Información para la toma de decisiones	0.00	971,000,000.00	971,000,000.00	971,000,000.00	0.00	971,000,000.00	33,592,000.00	33,592,000.00	3.46	0.00	0.00	0.00
3-3-1-16-05-53-7667	Fortalecimiento para la gestión de la información ambiental, la comunicación y el mercadeo del Jardín Botánico de Bogotá	0.00	971,000,000.00	971,000,000.00	971,000,000.00	0.00	971,000,000.00	33,592,000.00	33,592,000.00	3.46	0.00	0.00	0.00
3-3-1-16-05-56	Gestión Pública Efectiva	0.00	5,543,675,205.00	5,543,675,205.00	5,543,675,205.00	0.00	5,543,675,205.00	327,924,441.00	327,924,441.00	5.92	16,736.00	16,736.00	0.00
3-3-1-16-05-56-7679	Investigación para la conservación de los ecosistemas y la flora de la Región y Bogotá	0.00	2,200,000,000.00	2,200,000,000.00	2,200,000,000.00	0.00	2,200,000,000.00	276,274,700.00	276,274,700.00	12.56	0.00	0.00	0.00


SISTEMA DE PRESUPUESTO DISTRITAL - PREDIS
EJECUCION PRESUPUESTO
INFORME DE EJECUCION DEL PRESUPUESTO DE GASTOS E INVERSIONES

11-08-2020


09:48

ENTIDAD: 218 - JARDÍN BOTÁNICO "JOSE CELESTINO MUTIS"								MES: JULIO					
UNIDAD EJECUTORA: 01 - UNIDAD 01								VIGENCIA FISCAL: 2020					
RUBRO PRESUPUESTAL		APROPIACION					TOTAL COMPROMISOS		EJECUC. PRESUP. (11=10/8)	AUTORIZACION DE GIRO		EJEC. AUT.GIRO % (14=13/8)	
CODIGO 1	NOMBRE 2	INICIAL 3	MODIFICACIONES		VIGENTE 6=(3+5)	SUSPENSION 7	DISPONIBLE 8=(6-7)	MES 9		ACUMULADO 10	MES 12		ACUMULADO 13
			MES 4	ACUMULADO 5									
3-3-1-16-05-56-7683	Fortalecimiento de las capacidades organizacionales, físicas y tecnológicas en el Jardín Botánico José Celestino Mutis Bogotá	0.00	3,343,675,205.00	3,343,675,205.00	3,343,675,205.00	0.00	3,343,675,205.00	51,649,741.00	51,649,741.00	1.54	16,736.00	16,736.00	0.00




ORLANDO RODRIGUEZ CARVAJAL
RESPONSABLE DEL PRESUPUESTO
 CC No. 19272895 DE BOGOTÁ
 Teléfono: 4377060




MARTHA LILIANA PERDOMO RAMIREZ
DIRECTORA
 CC No. 65734883 DE IBAGUÉ
 Teléfono: 4377060